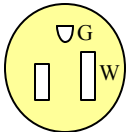
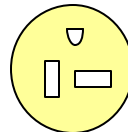
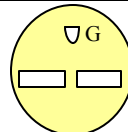
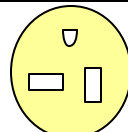


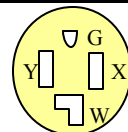
Model	Receptacle View & NEMA Name
-------	-----------------------------

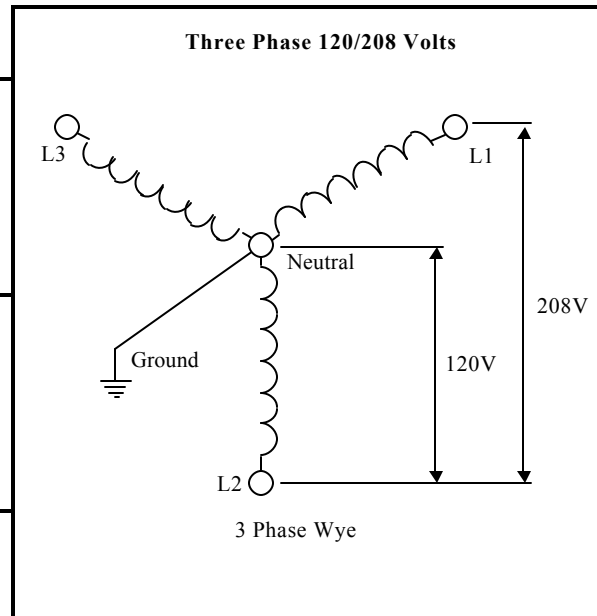
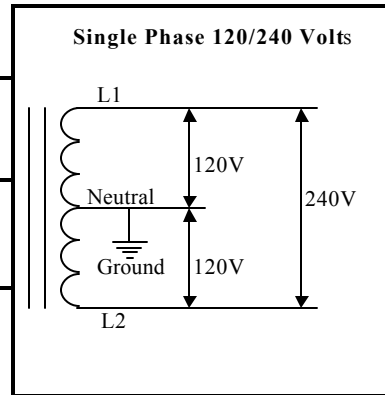
All Standard		
	120V 15A	
	120V 15A	
	120V 15A	
	120V 15A	5-15R 15A/125V

NP 6560	120V 20A	
NP 8530	120V 20A	
NP 9800	120V 20A	
iR 550/600	120V 20A	
iR 5000/6000/5020	120V 20A	
		5-20R 20A/125V

NP 6085	208V 15A	
iR 7200	208V 15A	
iR 85 / 8500 / 105	208V 15A	
CLC 5100/4000 (X2)	208V 15A	
	208V 15A	
		6-15R 15A/250V

CLC 1000	208V 20A	
CLC 2400	208V 20A	
CLC 3100	208V 20A	
CLC 5000	208V 20A	
	208V 20A	
		6-20R 20A/250V

NP 9120	208/240V 30A	
NP 9850	208/240V 30A	
iR110	208/240V 30A	
iR150	208/240V 30A	
	208/240V 30A	
		14-30R 30A/125/250V



* NP 9120 and NP9850 can be wired for either 208V three-phase or 240 volt single phase

** CLC 1000, CLC 2400 and NP 6085 can use single phase 240 volt circuit if bucking transformer (Part Number DU7-0001-000) is used to reduce voltage to 220 volts